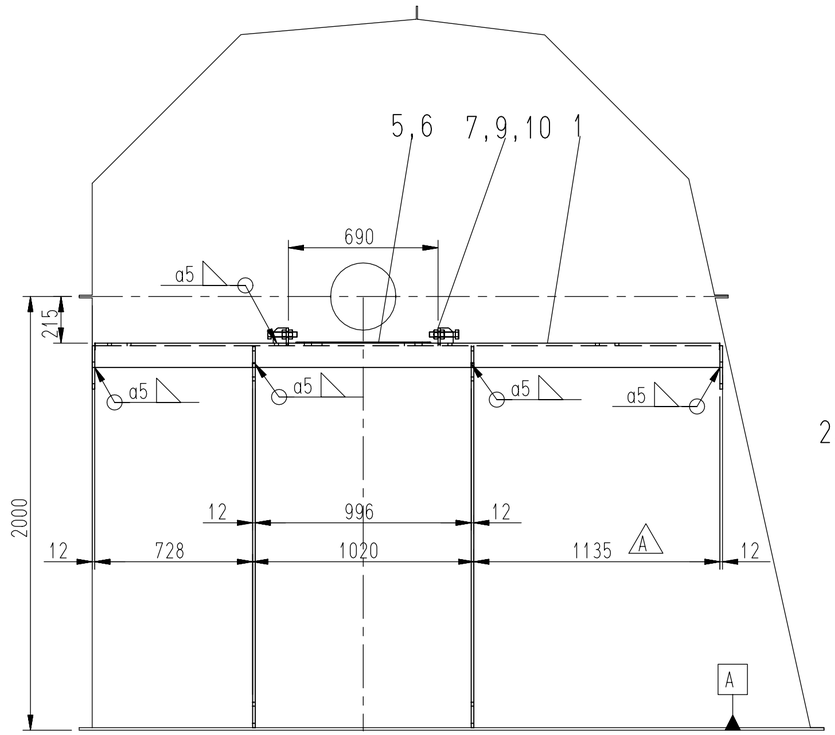

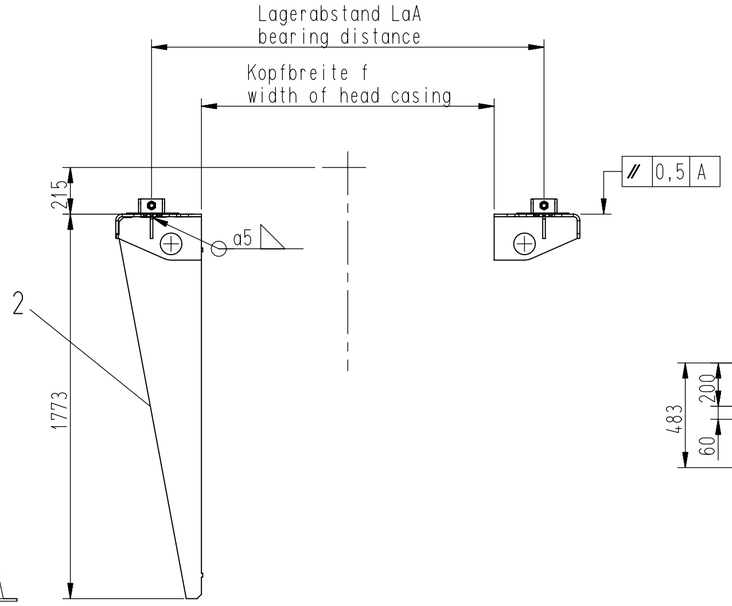

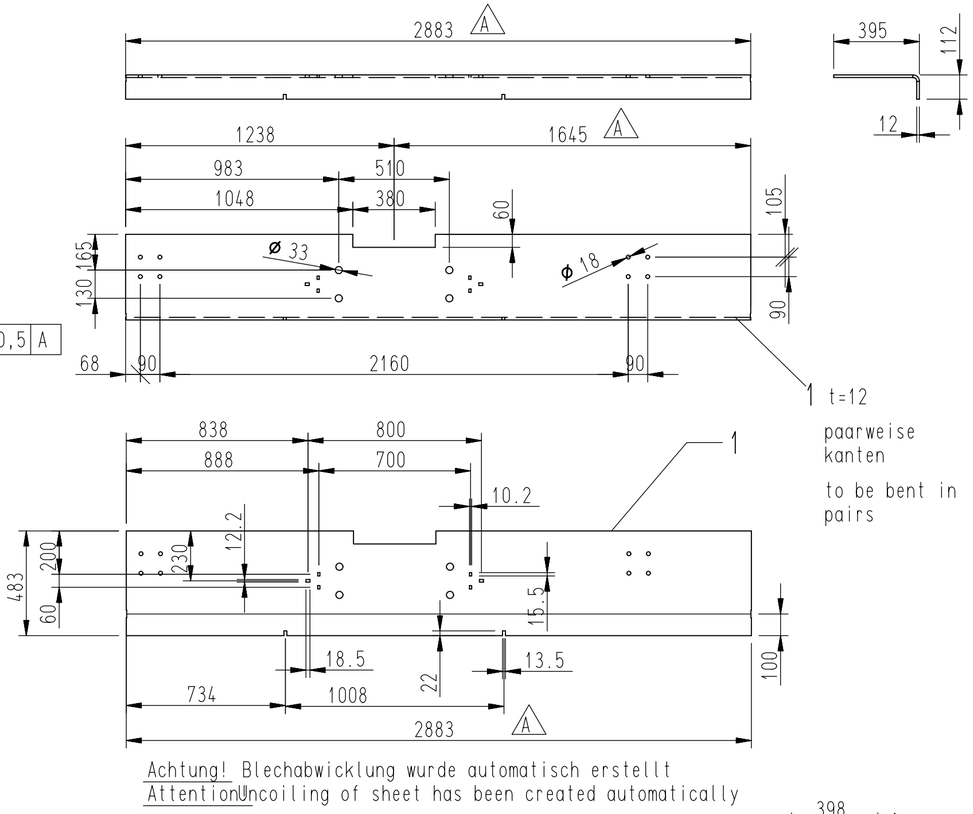

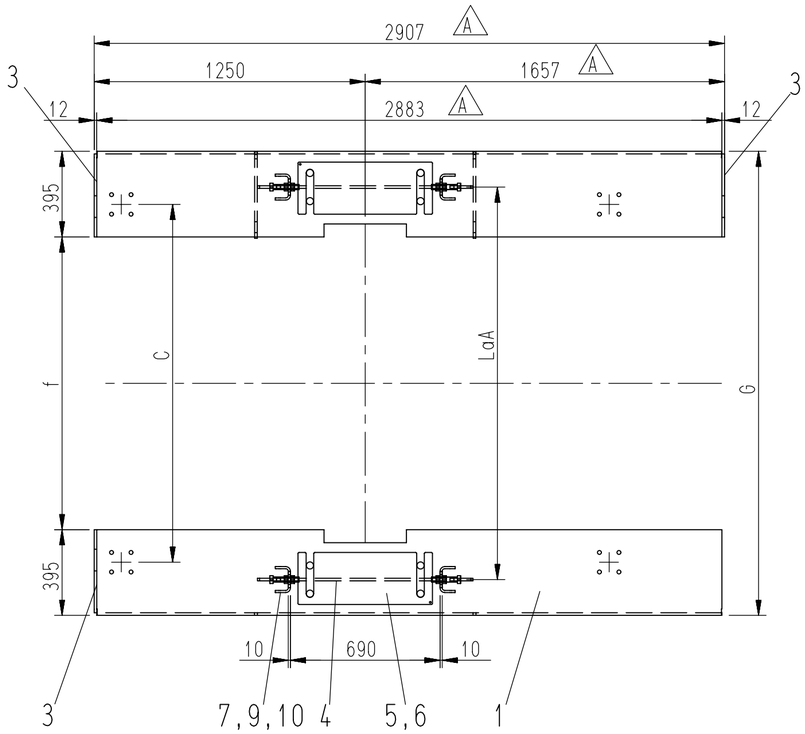

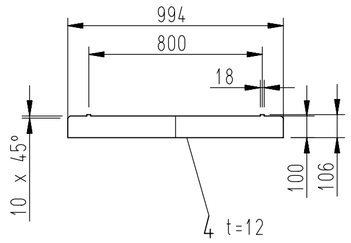

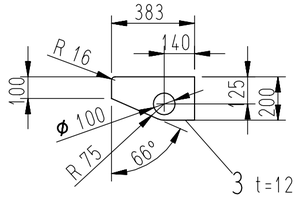

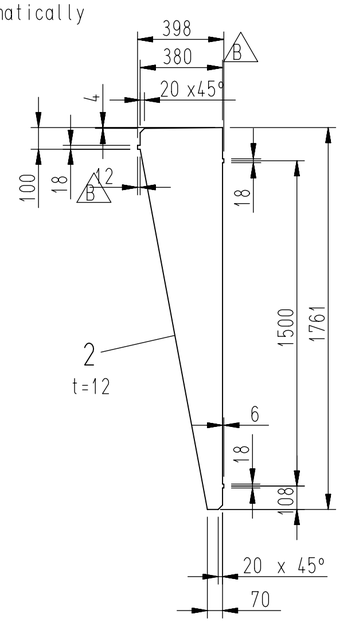

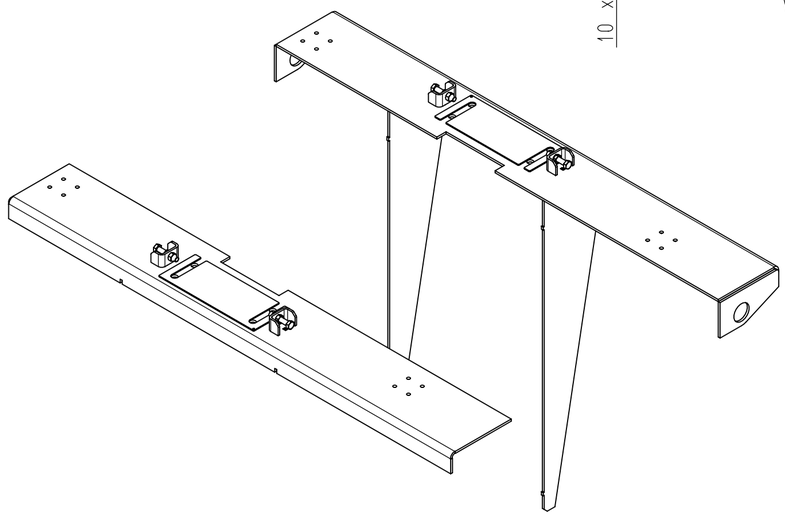

Ausnehnungen für Stecktechnik
von außen
verschweißen

recess for plug-in -technology
to be welded from
outside

gezeichnet:
Antrieb in Förderrichtung rechts

drawn for the drive unit conveying direction
on the right

BW	LaA	f	G=f+790	C=f+300
800 HC	1560	1100	1890	1400
1000	1810	1350	2140	1650
1250	2060	1600	2390	1900

BEUMER

Name	Datum	TB	Auftr.Nr.: -	Kunde -
M.Rehbock	19.03.03	Bearb.	Tech.Pos.Nr.: -	
-	-	Gepr.	Sachb.: Kulke	Benennung bearing bracket BE 800HC,BE1000/1250
-	-	E	-	Lagerk. BW800HC/1000/1250,La.ø180 Lagerring ø125
-	-	D	-	
-	-	C	-	
Ristau	19.08.04	B	Pos.2:Maß 380(398) war 383(395),Steckt.zapfen war 6	Zeichnungs Nr. 323585-2-B-1 Blatt/von 1 / 1 Maßstab 1:20
Flekler	31.07.03	A	Rippenabstand von 1155 auf 1135 geändert	
		Äz.	Änderung	Schutzvermerk nach DIN 34 beachten / vertraulich -
Allgemeintoleranz ISO 2768-m			Ursprung 315464	Ersatz f. Ersetzt d.

24.05.2005 11:06:35